


## Workshop Project

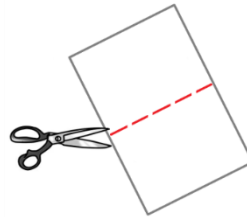
# Use paper to make a structure

We need:


- paper sheets.
- sticky tape.



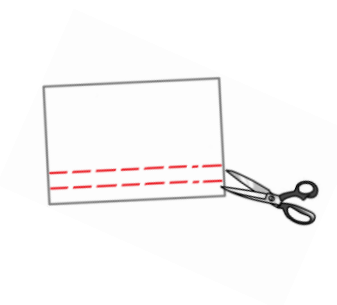
1. First we cut a piece of paper (A4) in halves.



2. With the two halves of paper and two small pieces of sticky tape we make two paper rolls.

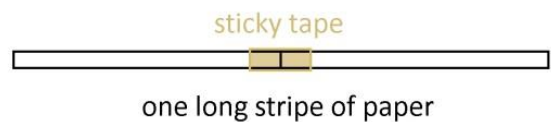


3. Cut two strips of



paper.

4. With a piece of sticky tape make one long strip of paper.



5. With the sticky tape stick the elements of the structure as on the picture, with the rolls inclined over the edge of a table and the long strip on the table, as on the picture.

6. With sticky tape, hold a load (for example a spanner as on the picture) from the tip of the structure, so that it hangs outside the table.

